



STRANDTOWN
Primary School



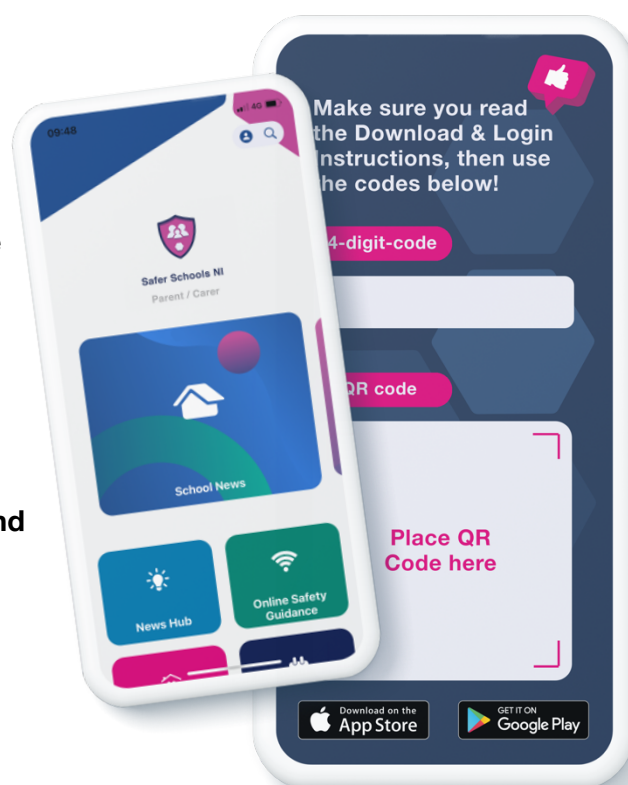
SAFER
SCHOOLS NI

Dear Parents and Carers,







We are delighted to invite you to download our new Safer Schools NI App, provided to your school by the Department of Education and INEQE Safeguarding Group. (Downloaded Safer Schools last year? This new and updated App replaces it!)

Did you know?

92% of children in Northern Ireland use video sharing platforms, with 53% using social media and 65% accessing messaging apps (Ofcom, 2020). If your child hasn't already been using these platforms, they soon will be! Therefore, it's more important than ever to be aware of how to keep your child safe.



How will the Safer Schools NI App help you?

-  Provides you with easy-to-follow steps on how to make your home and devices safer in the 'Need-to-Know' section. It's a great place to start!
-  Keeps you up to date with the current online trends, threats, and risks to your child. This information is sent directly to your device!
-  Delivers the information you need to know on social media and gaming platforms, helping you understand the latest buzzwords and how to set privacy and parental settings on platforms like Among Us, Minecraft and TikTok.
-  Offers expert guidance to help you navigate important issues such as bullying, mental health and healthy relationships. Giving you practical tips on how to approach these conversations with your children.
-  Gives you access to your school's latest news, updated policies, and calendar all within your App.
-  The Online Safety section will signpost you to help and support where you need it when you need it – it's in your pocket!



SAFER SCHOOLS NI

now

To download and login to your Safer Schools NI App, follow the steps below! Make sure to enable your push notifications when prompted to keep up to date with the latest safeguarding alerts and your school news.

The Safer Schools NI App has been developed by INEQE Safeguarding Group in partnership with the Department of Education

028 9600 5777

saferschoolsni@ineqe.com

[@SaferSchoolsNI](https://twitter.com/SaferSchoolsNI)

[saferschoolsni.co.uk](https://www.saferschoolsni.co.uk)

Downloading your App

Step 1

If you are using an iOS device, go to the Apple App Store and search '**Safer Schools NI**'. If you are using an Android device, go to the Google Play Store and search '**Safer Schools NI**'.

Step 2

Select 'Download'.



Logging In

Please follow the below instructions.

Creating An Account:

Step 1

If you haven't already, please create an account by clicking '**Parent/Carer**' on the login screen of your App.

Step 2

To create an account, click '**Register here**' and input your full name, email and password you wish to use. You'll also be asked to confirm your password. Once you're ready, click '**Register**' and this will create your account.

Step 3

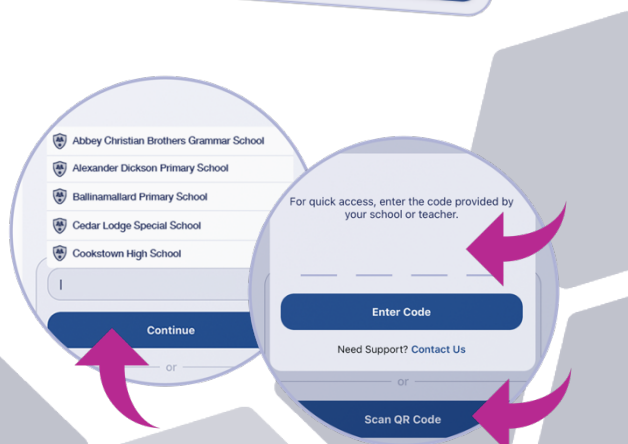
After you register, you will be asked to read and agree to the Terms and Conditions. After reading and scrolling to the bottom, the '**I agree**' button will be available to select.

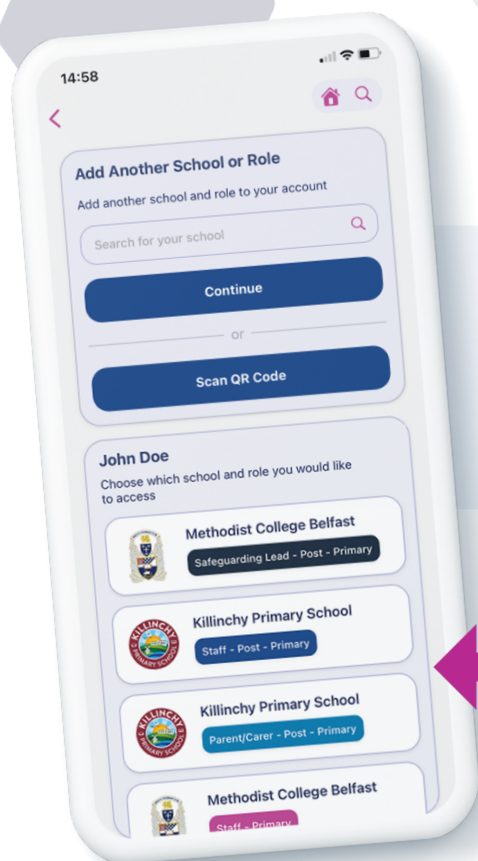
Step 4

Time to pick your school! To add Strandtown Primary, simply type it in within the search bar, find it and click '**Continue**'.

You will then be asked to input the Strandtown Parent/Carer Entry Code. Here, please enter the code 7255.

You'll be asked to confirm this by clicking '**Continue**'.





Top Tip: Did you know that your App features Multi-School Login? This means that you are a Staff member in one school with a child in another, or if you are a Parent/Carer of children in different schools, you have access to multiple schools without having to log in and out of the App.

Step 5

To add another School, simply repeat Step 3! You can also view all of your added schools under your name.

Logging into your App:

Step 1

When you have opened the App, you should input your email address and password that you used to create your account. Once you're ready, click '**Log In**'.

Step 2

When you log in, you will see your chosen school(s) that you have added to your account. Simply click the school that you would like to view!

